


# itslearning Release 87

## New assignment tool with annotations

Some of you have used it a while already, but now our new assignment tool is made available to everyone. In short assignments are now easier to create and we have added a few sought-after features.

Some of the highlights are:

- Possibility to comment directly in an assignment answer.
- Share assignments in the library
- Better support for smaller screens
- Simplified creating process
- Improved feedback loop with discussion/commenting options


 Letter to the principal ⋮

---

**Assignment** [Edit](#)

Your principal is considering hiring fast food restaurants to provide meals to serve at lunch. A group of parents is concerned that fast food lunches are not well-balanced meals. Some students, however, would like to be able to eat fast food for lunch.

**Directions for Writing**  
Decide whether you think fast food restaurants should or should not provide lunch in your school. Write a letter to your principal expressing your position on serving fast food for lunch at school. Support your position with convincing arguments and specific details





 [Hide](#) ^


[Dear mr. Johnson.docx](#)


---


**Answers**


Actions ▾ Show:  ▾

| <input type="checkbox"/> | Name   | Submitted         | Reviewed | Status        | Assessment |
|--------------------------|--|-------------------|----------|---------------|------------|
| <input type="checkbox"/> |  Asplund, Erik    | 2/27/2017 4:59 AM |          | Submitted     |            |
| <input type="checkbox"/> |  Brorsson, Hans   |                   |          | Not submitted |            |
| <input type="checkbox"/> |  Flygare, Ragnar  | 2/27/2017 5:00 AM |          | Submitted     |            |
| <input type="checkbox"/> |  Karlsson, Stegan | 2/27/2017 5:01 AM |          | Submitted     |            |

 Resource is **visible**

 Results are **visible**

 3 learning objectives

 Deadline: **28-2-2017** 23:59

Book report Add to Library

---

**The Hunger games**

‘Happy Hunger games, and may the odds be ever in your favour’

Explain the relevance of the title and think of a meaningful alternative

The title of the book is Hunger games will be e *Cercenses*, what mean **Games** the Capitol hos the Capitol and that th *for your life*, because ti

which means!

Add Cancel

ternative

n book three the meaning of An ancient phrase is *Panem et* tain people. In **the Hunger** says remember the power from ould be **Dead or Alive**, or **Fight**

**Character description**

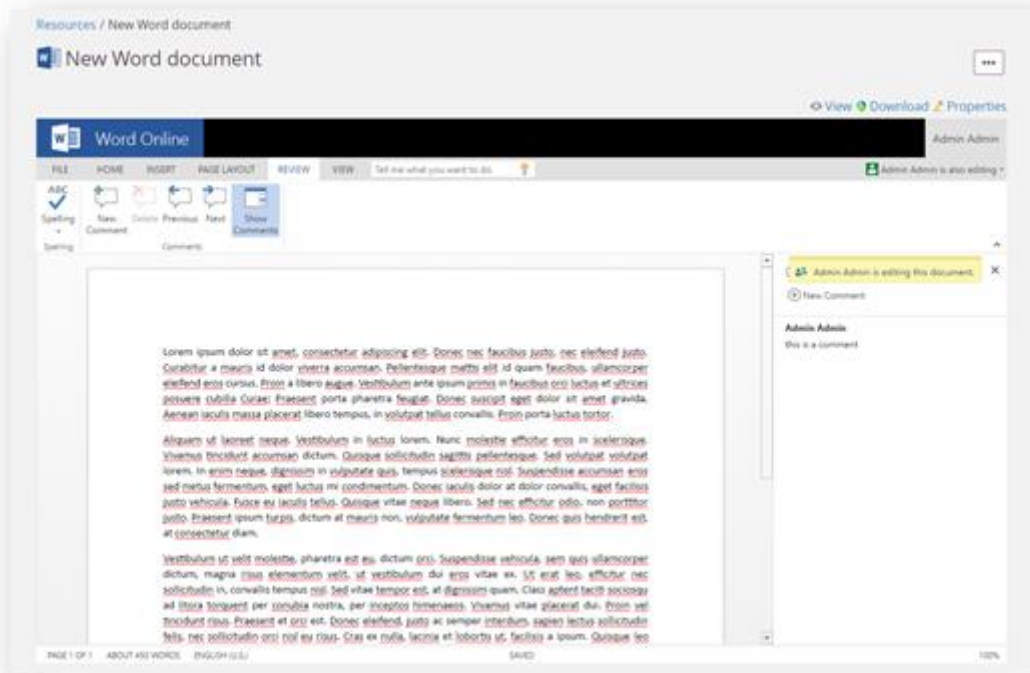
The most important main character is Katniss Everdeen. Katniss Everdeen is a sixteen-years-old girl who lives in District 12 in Panem. She has a little sister, Primrose Everdeen. Katniss is a strong and intelligent girl, who provides food for her family. Her father died in a mine accident so she is the one

## Create and view Microsoft Office documents

You can now add Word, Excel and PowerPoint files (Office Online) from the Add resource page. Real-time co-authoring allows your students to collaborate on documents. When multiple users are editing the same document simultaneously, they will see each other’s changes in real time. A great annotation feature lets you keep track of changes and give feedback. All documents are automatically saved. No Microsoft accounts are required. No logins. It just works.

**Resources**

- Folder**  
Organise content to create a tidy course structure.
- Excel**  
Create new Excel document.
- File**  
Upload files from your computer.
- File or folder**  
Upload files or folders from your computer.
- Link**  
Add links to your course or share them in the library.
- Note**  
Create notes for simple texts or information.
- Page**  
Create pages with rich-text and interactive content.
- Picture with description**  
Upload a picture; add a title and a few lines to describe it.
- PowerPoint**  
Create new PowerPoint presentation
- SCORM or AICC link**  
Add links to external SCORM or AICC content.
- Word**  
Create new Word document.



## Grade faster and easier

We've improved the usability and workflow of the assessment record. Now you can use your keyboard to navigate, and add information inline by clicking on cells. It's also easier to identify late submissions and you can add exempts. You can quickly identify students who might be struggling, or improving over time by using the Trends and progress report. Also, the student overview now shows their profile picture.

its Courses Groups Students Calendar Library 1 Albert

Biology 101 Overview Resources Participants Planner **Gradebook** More Add resource

## Gradebook

Assessments Trends & Progress Average and count

Term

Add to Gradebook Filter by:   Sort columns by:  View as:

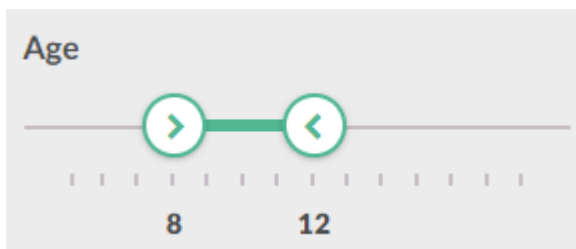
| NAME             | OVERALL AVERAGE | TESTS                   |                               |                                 | ASSESSMENTS                         |                             |
|------------------|-----------------|-------------------------|-------------------------------|---------------------------------|-------------------------------------|-----------------------------|
|                  |                 | HUMAN ANATOMY<br>10 Pts | NERVOUS SYSTEM EXAM<br>20 Pts | LYSOSOMES PROJECT...<br>100 Pts | STOCHASTICITY PRESENTATION<br>A - F | FINAL ASSESSMENT<br>100 Pts |
| Edith Erickson   | 92%             | 90%                     | 84%                           | 86%                             | A+                                  | 68%                         |
| Frances Fox      | 82%             | 76%                     | 68%                           | EX                              | C                                   | 94%                         |
| Elijah Gutierrez | 98%             | 88%                     | 72%                           | 92%                             | F                                   | 89%                         |
| Kenneth Hoffman  | 75%             | 93%                     | 89%                           | -                               | -                                   | 86%                         |
| Caroline Kelley  | 54%             | 79%                     | 84%                           | 54%                             | A+                                  | 82%                         |
| Ann McDaniel     | 90%             | 49%                     | 68%                           | 90%                             | A-                                  | 93%                         |
| Aaron Myers      | 86%             | 84%                     | 94%                           | -                               | B+                                  | 64%                         |
| Sue Townsend     | 82%             | 68%                     | 89%                           | 76%                             | B                                   | 72%                         |
| Edwin Underwood  | 93%             | 94%                     | 86%                           | 88%                             | C+                                  | 89%                         |

## Changes to the library

We're continuing our work on the library. This time we present changes connected to search and age filtering and grade levels

### Age filter replaces grade filters

Previously it was possible to filter on grades (K-12) in the library. Now we've changed this filter to Age in all countries except for the US. If there are grades set as metadata, we'll map this to ages. Example: 'Grade 1' becomes 'Age 6'.

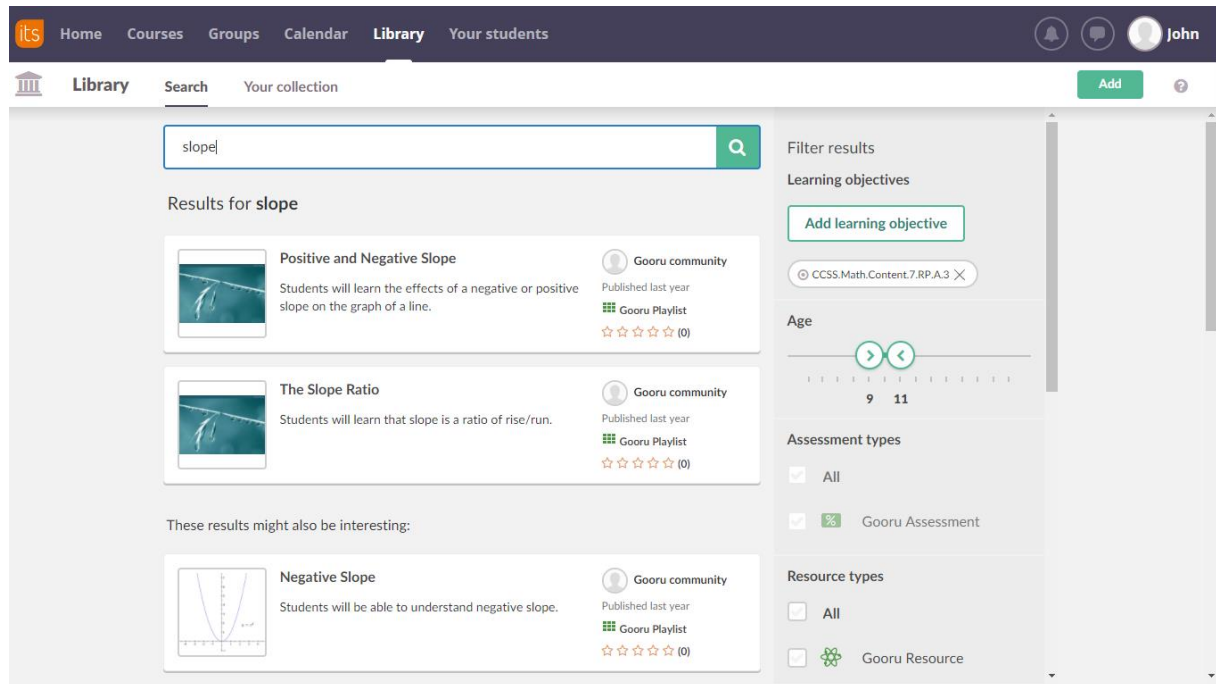


## Guessing grade level

Not everyone adds a grade as metadata to their content. However, they might specify this in other ways – for example, by adding a learning objective that's for a certain grade, by adding it as a keyword etc. We've already guessed the grade in library searches, but with this release we also visualize this when you filter on grade.

## Better search filtering

We've changed the way search results are filtered. 'Relevance', 'Rating' and 'Date published' are now removed as sorting options. Sorting is now always done on relevance. A new 'These results might also be interesting' are now shown for results that not fully match the filters.



The screenshot shows the ITS Library search interface. At the top, there are navigation links: Home, Courses, Groups, Calendar, Library, and Your students. The user is logged in as 'john'. The search bar contains the text 'slope'. Below the search bar, the results are displayed under the heading 'Results for slope'. There are three main result cards:

- Positive and Negative Slope**: A card with a graph showing a line with a positive slope. Description: 'Students will learn the effects of a negative or positive slope on the graph of a line.' Source: Gooru community, Published last year, Gooru Playlist, 0 ratings.
- The Slope Ratio**: A card with a graph showing a line with a positive slope. Description: 'Students will learn that slope is a ratio of rise/run.' Source: Gooru community, Published last year, Gooru Playlist, 0 ratings.
- Negative Slope**: A card with a graph showing a parabola opening upwards. Description: 'Students will be able to understand negative slope.' Source: Gooru community, Published last year, Gooru Playlist, 0 ratings.

Below these results, there is a section titled 'These results might also be interesting:' which shows a card for 'Negative Slope'.

On the right side, there is a 'Filter results' panel with the following sections:

- Learning objectives**: A button 'Add learning objective' and a filter 'CCSS.Math.Content.7.RP.A.3'.
- Age**: A range filter from 9 to 11.
- Assessment types**: Checkboxes for 'All' (checked) and 'Gooru Assessment' (checked).
- Resource types**: Checkboxes for 'All' (checked) and 'Gooru Resource' (unchecked).

## LTI Application key and Shared secret management

We've made it easier for administrators to decide which LTI application keys and shared secrets that are to be used for a certain school or provider. When users are adding LTI content in courses, they can now choose whether they want to provide a key and secret, or use credentials defined by the school or district. To manage the LTI credentials, go to Admin > Manage apps > LTI credentials.